

学中文

Learn Mandarin with us



Mandarin 6 February Newsletter

Chinese New Year Celebrations

Nihao! Happy Chinese New Year! It is the year of the Monkey. Chinese New Year Started at February 8th and lasted two weeks. Do you remember what traditional decorations are used for Chinese New year? Yes, paper cuttings, red lanterns, kumquat trees, red envelopes, couplets and ink paintings. This year, we did a paper cutting of a monkey in class, and we made dumplings during a Mandarin club meeting. We learned about Chinese culture and had a lot of fun!



This February, we finished the lesson of My School. In order to practice the knowledge learned in this lesson, we created our own school district and described the schools, teachers and students. The lesson 5 quiz is on Thursday 3/3. In this newsletter, you will find the vocabulary, important sentence structures and language points from lesson 5. Please have your child look at the newsletter and listen to the sound files. Please click [here](#) to see quiz format and review checklist.

Learning a foreign language includes learning the culture and a different way of thinking. As China develops rapidly, Chinese culture gradually shows up in America. To provide the students with an opportunity to explore the Chinese language being spoken in an outside environment and practice what they have learned so far, I'd like to take the students to a Chinese restaurant in Flushing, Queens on March 28th. Aligning with the filed trip, we will start a lesson of food through an interesting way (storytelling) in March. The story texts, sound files and language points will be provided in next newsletter. Lastly, you will see activity and project pictures in Mandarin class.

Please feel free to send me an email if you have any question.




Ms. Wang (wangi@northshoreschools.org)

Vocabulary (Please click [here](#) to listen to the pronunciation)

Please be mindful that students are expected to write the characters with a star next to it.

中文	英文	Pinyin	中文	英文	Pinyin
上*	To attend/go	shàng	中学*	Secondary school	zhōng xué
个*	Measure word	gè	小学*	Elementary school	xiǎo xué
也*	Also	yě	不*	No/not	bù
华*	China in a formal way	huá	呢*	How about	ne
同学*	Classmates	tóng xué	年*	Year	nián
学生*	Students	xué sheng	哪个	Which one	nǎ ge
大学*	University	dà xué	学校	School	xué xiào
年级	Grade level	nián jí	高中	High school	gāo zhōng
初中	Middle school	chū zhōng	学*	To study	xué

Sentence Structures

你上哪个学校? 	Which school do you attend?
你上几年级? 	Which grade do you attend?
我上六年级，你呢? 	I attend sixth grade, how about you?

Language Points

1. 上+学校/年级 (to attend+schools/grades)

2. 不 / 也 + verbs

The usage of 不 and 也 isn't the same as in English.

我不上大华初中。(Literal English: I no attend DAHUA middle school.)

3. Question Word 几 (how many)



几: 几岁 (how old), 几月几日(when), 星期几(what day of the week)

4. 你上哪个学校?

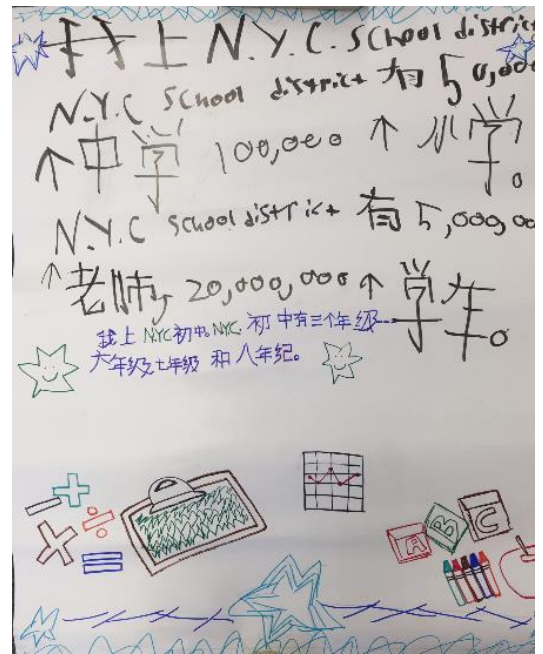
Use a location to replace 哪个 when you answer the question.

Activity Pictures in Mandarin Classroom

Students were working on their school project.



Look at our beautiful school projects.



Flash Cards game assesses students' listening, speaking and character recognition skills.





Mandarin Club Meeting Pictures

We made delicious dumplings!!!



We did bamboo ink painting.



谢谢！！ Thank you for reading the newsletter. Please click [here](#) to see more pictures in Mandarin classroom.